



SHIFT_

PATHFINDER



Test Drive the Nissan Pathfinder

Visit our website at: www.nissan.co.za

Phone us toll free:

0800 NISSAN

0800 647 726

September 2012

BR12E-0R51A0

PATHFINDER



CONTENT

GO WHERE YOU WANT, WHEN YOU WANT	02
LEGENDARY NISSAN V6 ENGINE	03
V9X V6 DIESEL ENGINE	05
WHO NEEDS CITY DRIVING?	08
FAMILY-SIZE FUN	10
WHAT'S LIFE WITHOUT A LITTLE LUXURY?	11
FEEL FREE TO MAKE THE MOST OF LIFE	13
THE FREEDOM TO CHOOSE	14
DIMENSIONS	15
COLOURS AND TRIM	16
SPECIFICATIONS	17






GO WHERE YOU WANT, WHEN YOU WANT

Go where you want. When you want. With the Nissan PATHFINDER.

So, what will it be? An intrepid expedition to distant hills and valleys? A family outing in the countryside? Or finally exploring downtown in rush hour! Wherever you choose to go, the Nissan PATHFINDER makes every trip an opportunity for adventure.

An intelligent fusion of powerful 4x4 capabilities and dynamic on-road performance, this people-friendly seven seater is unmistakable, standing tall and broad-shouldered with its bold styling, sleek 17" alloy wheels and roof rails. Immense power, superior comfort, functionality, state of the art handling, Cruise control and versatile interior space come together in a 4x4 that really lets you tell better stories.



THE MOST INNOVATIVE, POWERFUL AND CAPABLE PATHFINDER EVER!

LEGENDARY NISSAN V6 ENGINES

Each year, Nissan produces more than a million V6 engines, making Nissan the biggest V6 producer in the world. The VQ series of petrol V6 engines fitted on vehicles such as the MURANO, 370Z, PATHFINDER and NAVARA have won many accolades and fans over the years. Nissan's V6 masterpieces have been ranked among the Ten best engines in the world for 14 years.

The V9X V6 Diesel engine employs a technologically advanced, high displacement multi-valve V Power train to deliver a high level of performance and driving pleasure.




V9X V6 DIESEL ENGINE

The direct injection V6 turbo diesel delivers high levels of performance, competitive emissions and class-leading refinement.

Class leading levels of torque and highly competitive specific power outputs are delivered at a staggering 550Nm and 170kW respectively. You can expect peak torque to be achieved from as low as 1700 rpm and is available all the way to 2500 rpm, while as much as 500Nm is available from a mere 1500rpm.

The result is strong low-end performance with comfortably refined delivery and exemplary throttle response. In addition, the engine helps provide strong towing performance, having a 3500 kg limit (with service brakes) for your caravan or boat making family adventure gateways easy.





WHO NEEDS CITY DRIVING?

Break out. Get lost. Leave the city far, far behind.

For those who measure driving performance by the size of the rocks in their way, the Nissan PATHFINDER is equipped with 4x4 capabilities that really push the limits of off-road adventure.

Shift your horizons with the ALL-MODE 4x4 electronic four wheel drive system which gauges the road and driving conditions and transfers the perfect amount of torque to the wheels – so you can tame the roughest terrains and intimidate anything in your path.

The rotary switch allows you to choose between four drive selections to suit your driving conditions. Choose Two Wheel Drive for fuel-economic highway cruising. The simultaneously proactive and reactive Auto Mode automatically manages the torque spread from rear wheel drive to 50% front and 50% rear for better traction depending on road conditions. 4H Mode provides a constant 50% front and 50% rear torque spread for light off-road driving. The 4Lo Mode offers maximum power and traction due to a low range ratio of 2.596 : 1. Only for serious off-road conditions.

FAMILY-SIZE FUN

Even in the most intimidating surroundings, there's no need to sacrifice interior comfort and versatility. The Nissan PATHFINDER is roomy, lively and has a generous specification that makes it ideally equipped to accommodate not only all your family, but all your family's activities too.

With 64 different ways to arrange its seven seats, whatever path you choose, there's enough room for everyone and everything you might need along the way. The second row of three seats each fold individually, with just a pull of a lever. Concealed beneath them are two useful, secret storage spaces that keep your personal items personal.



The third row seats also fold separately and when they are both lowered, leave a large load space that's conveniently flat. Even with all three rows of seats upright, there's still the most luggage space in its segment behind them, and if your load is small, you don't even have to open the tailgate; the rear window opens independently.

The Nissan PATHFINDER also has huge cargo capacity. By folding down the second and third rows and the front passenger seat, you can create an impressive 2,8m long load space equipped with twelve hooks to secure a cargo-retaining net and a tonneau cover that pulls out from the second or third row of seats to hide your luggage from inquisitive eyes.



WHAT'S LIFE WITHOUT A LITTLE LUXURY?

Maximising life's adventures shouldn't mean minimising life's comforts. Over and above its ingenious practicality, the Nissan PATHFINDER rewards you with those luxuries we all appreciate. After all, life isn't just about where you go, but how easily you get there.

From the moment you step into the commanding cabin of the PATHFINDER, you experience a higher, uplifted outlook on the world. And no matter how rugged the road, with dual zone climate control for the front occupants and air-conditioning for the second and third rows, all passengers enjoy a comfortable environment. Add heated, leather power front seats with two memory settings (driver only), a sunroof, drive computer, sunglasses holder and a 9 speaker BOSE® premium 6 CD loading audio system with steering wheel controls and integrated Bluetooth hands free system. And you have everything you need to ensure a comfortable, powerful and protective shelter when you and your family are out taking advantage of what life has to offer.

The Ultimate Travel Companion. On selected models, Nissan's Premium Connect combined, entertainment and SATNAV system. The 40GB hard drive-based system has a high resolution touch screen with a 3D Birdview display and easy to update map coverage. Entertainment aspects embrace a 9.3GB Music Box, large enough to hold music from up to 300 CDs, as well as iPod, USB and Aux-in connections for MP3 players. Bluetooth audio streaming is also possible. The single CD player also reads DVDs, which can be watched on the central screen when the handbrake is applied. A BOSE® Premium Sound system with 9 special speakers and amplification designed especially for the PATHFINDER will keep you entertained.



FEEL FREE TO MAKE THE MOST OF LIFE

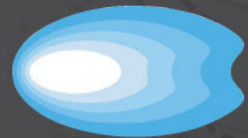
Whether you're cruising on the highway or navigating a rocky ravine, the Nissan PATHFINDER'S comprehensive safety system ensures that you and your loved ones finish every journey as you started it: full of confidence.

The Nissan PATHFINDER'S Anti-lock Braking System (ABS) prevents the wheels from locking even during emergency braking, so you can still steer around unexpected obstacles in your path. Electronic Brake force Distribution (EBD) automatically regulates the pressure to the braking system depending on the load in the vehicle, achieving the maximum braking efficiency. And if you have to make an emergency stop, the Nissan Brake Assist system (BA) automatically increases the braking force to minimise the stopping distance. In the event that you need to make an evasive manoeuvre, the Vehicle Dynamic Control (VDC) system uses sensors to automatically control the brake pressure on individual wheels and adjusts the engine output to enhance vehicle stability and help keep you in control.

These impressive active safety features are complemented by effective passive safety: front and side driver and passenger airbags, curtain airbags for all three rows, side impact bars, front active headrests and seatbelt pre-tensioners with load limiters at the front.

Safety Shield

In the commitment to "Real World Safety", Nissan pursues innovation as part of its Safety Shield concept. Based on the idea that cars should help protect people, advanced, proactive safety technologies help driver and passengers to avoid danger and injury in a wide range of circumstances. Visit www.nissan.co.za to find out more.



SAFETY SHIELD



THE FREEDOM TO CHOOSE

It's modern, it's versatile, it's made to be part of the family and as soon as it's yours, you can personalise the Nissan PATHFINDER with our range of genuine accessories.

Designed to accommodate every aspect of an active lifestyle, they not only help you make the most of your PATHFINDER; they also enhance its good looks.

Carpet set (set of 7)

Towbar

Nudgebar

Bonnet guard

Thule roofbars

Trunk liner

Tailgate scuff plate



NISSAN PATHFINDER



NISSAN'S COMMITMENT TO QUALITY

To provide all customers with a consistently high level of quality, Nissan applies the same standards worldwide, to ensure that all Nissan owners enjoy peace of mind for the lives of their vehicles. The approach is based on quality from the customer's perspective on three key elements:

First, the expectation of a smooth driving experience with complete peace of mind. Second, the intangible appeal of a vehicle, its power to captivate and excite, with features that capture attention and imagination. Third, the level of attentiveness and service during the sales process, and long after the sale is concluded.

1861mm



1848mm

Your choice of colour is the final step before taking on any adventure in your Nissan PATHFINDER.


COLOURS



White
326




Silver
KLO




Black Pepper
NAF




Black *
GNO




E-motion Red *
A32



Dark Blue *
BW9



Blue Grey *
KAP



Flint Grey *
KAF

* SPECIAL ORDER

TRIM



Black Leather



Model		2.5 dCi LE M/T	2.5 dCi LE A/T	4.0 V6 LE A/T	2.5 dCi LE M/T NAVI	2.5 dCi LE A/T NAVI	4.0 V6 LE A/T NAVI	3.0dCi V6 LE A/T	3.0dCi V6 LE A/T + SATNAV
OFF ROAD CAPABILITY									
Ground clearance	mm	232	232	232	232	232	232	231	231
Maximum wading depth	mm	450	450	450	450	450	450	450	450
Maximum lateral inclination	°(degrees)	48.7	48.7	48.7	48.7	48.7	48.7	48.7	48.7
Approach angle	°(degrees)	30	30	30	30	30	30	30	30
Departure angle	°(degrees)	26	26	26	26	26	26	26	26
Ramp over angle	°(degrees)	24	24	24	24	24	24	24	24
Maximum climbable gradient	°(degrees)	39	39	39	39	39	39	39	39
Hill Descent Control (HDC)		N/A	Standard	Standard	N/A	Standard	Standard	Standard	Standard
Hill Start Assist (HSA)		Standard	Standard	Standard	Standard	Standard	Standard	Standard	Standard
SEATS									
Driver & passenger heated seats with electric adjustment		Standard	Standard	Standard	Standard	Standard	Standard	Standard	Standard
Driver lumbar support - manual		Standard	Standard	Standard	Standard	Standard	Standard	Standard	Standard
Leather seats		Standard	Standard	Standard	Standard	Standard	Standard	Standard	Standard
Two memory driver seat setting		Standard	Standard	Standard	Standard	Standard	Standard	Standard	Standard
SAFETY & SECURITY									
Anti-lock Braking System (ABS)		Standard	Standard	Standard	Standard	Standard	Standard	Standard	Standard
Electronic Brake force Distribution (EBD)		Standard	Standard	Standard	Standard	Standard	Standard	Standard	Standard
Vehicle Dynamic Control (VDC)		Standard	Standard	Standard	Standard	Standard	Standard	Standard	Standard
Active Brake Limited Slip (ABLS)		Standard	Standard	Standard	Standard	Standard	Standard	Standard	Standard
Dual front, side and curtain airbags		Standard	Standard	Standard	Standard	Standard	Standard	Standard	Standard
Side impact bars		Standard	Standard	Standard	Standard	Standard	Standard	Standard	Standard
Remote central locking - Intelligent Key		Standard	Standard	Standard	Standard	Standard	Standard	Standard	Standard
Immobiliser		Standard	Standard	Standard	Standard	Standard	Standard	Standard	Standard
Nissan DataDot anti-theft identification system		Standard	Standard	Standard	Standard	Standard	Standard	Standard	Standard
EXTERIOR									
Tailgate - upper-lower split		Standard	Standard	Standard	Standard	Standard	Standard	Standard	Standard
Sunroof		Standard	Standard	Standard	Standard	Standard	Standard	Standard	Standard
Roof rails		Standard	Standard	Standard	Standard	Standard	Standard	Standard	Standard
Side steps		Standard	Standard	Standard	Standard	Standard	Standard	Standard	Standard
Mud flaps		Standard	Standard	Standard	Standard	Standard	Standard	Standard	Standard
Front fog lamps		Standard	Standard	Standard	Standard	Standard	Standard	Standard	Standard
Privacy glass		Standard	Standard	Standard	Standard	Standard	Standard	Standard	Standard
COMFORT & CONVENIENCE									
Cup holders		6	6	6	6	6	6	6	6
Electro chromatic rear view mirror		Standard	Standard	Standard	Standard	Standard	Standard	Standard	Standard
Electrically adjustable and folding outside mirrors		Standard	Standard	Standard	Standard	Standard	Standard	Standard	Standard
Outside mirrors - reverse synchronisation		Standard	Standard	Standard	Standard	Standard	Standard	Standard	Standard
2 memory settings - outside mirrors		Standard	Standard	Standard	Standard	Standard	Standard	Standard	Standard
Cruise control		Standard	Standard	Standard	N/A	N/A	Standard	N/A	N/A
Cruise control with Speed Limiter		N/A	N/A	N/A	Standard	Standard	N/A	Standard	Standard
Intelligent Key		Standard	Standard	Standard	Standard	Standard	Standard	Standard	Standard
40 GB HDD satellite navigation system & 7" VGA touch screen		N/A	N/A	N/A	Standard	Standard	Standard	N/A	Standard
Handsfree Bluetooth phone connectivity		Standard	Standard	Standard	Standard	Standard	Standard	Standard	Standard
Radio/MP3 CD premium audio with 9 BOSE® speakers		N/A	N/A	N/A	Standard	Standard	Standard	N/A	Standard
Radio/6CD premium audio with 9 BOSE® speakers		Standard	Standard	Standard	N/A	N/A	N/A	Standard	N/A
9.3 GB HDD music storage, DVD player, iPod connectivity, Bluetooth streaming		N/A	N/A	N/A	Standard	Standard	Standard	N/A	Standard
Steering mounted controls - audio, cruise control, Bluetooth & drive computer		Standard	Standard	Standard	Standard	Standard	Standard	Standard	Standard
Rear view camera		N/A	N/A	N/A	Standard	Standard	Standard	N/A	Standard
Dual zone climate control - automatic		Standard	Standard	Standard	Standard	Standard	Standard	Standard	Standard
Air conditioner - rear outlets		Standard	Standard	Standard	Standard	Standard	Standard	Standard	Standard
Drive computer		Standard	Standard	Standard	Standard	Standard	Standard	Standard	Standard
Map lights - front		Standard	Standard	Standard	Standard	Standard	Standard	Standard	Standard
Automatic Headlights with Dusk Sensor		N/A	N/A	N/A	N/A	N/A	N/A	Standard	Standard
External temperature display		Standard	Standard	Standard	Standard	Standard	Standard	Standard	Standard
Sunglasses holder		Standard	Standard	Standard	Standard	Standard	Standard	Standard	Standard
WHEELS & TYRES									
Wheel Type		17" Alloy	17" Alloy	17" Alloy	17" Alloy	17" Alloy	17" Alloy	17" Alloy	17" Alloy
Tyre size		255/65 R17	255/65 R17	255/65 R17	255/65 R17	255/65 R17	255/65 R17	255/65 R17	255/65 R17
Spare wheel		Full Size	Full Size	Full Size	Full Size	Full Size	Full Size	Full Size	Full Size
SERVICE & WARRANTY INFORMATION									
Petrol & Diesel		15 000km	15 000km	15 000km	15 000km	15 000km	15 000km	15,000 kms	15,000 kms
Service Plan		3 year / 90 000 km	3 year / 90 000 km	3 year / 90 000 km	3 year / 90 000 km	3 year / 90 000 km	3 year / 90 000 km	3 year / 90 000 km	3 year / 90 000 km
Warranty & Roadside assistance		3 year / 100 000 km	3 year / 100 000 km	3 year / 100 000 km	3 year / 100 000 km	3 year / 100 000 km	3 year / 100 000 km	3 year / 100 000 km	3 year / 100 000 km
Paint & mechanical warranty		3 year / 100 000 km	3 year / 100 000 km	3 year / 100 000 km	3 year / 100 000 km	3 year / 100 000 km	3 year / 100 000 km	3 year / 100 000 km	3 year / 100 000 km
Anti-corrosion warranty		3 year unlimited km	3 year unlimited km	3 year unlimited km	3 year unlimited km	3 year unlimited km	3 year unlimited km	3 year unlimited km	3 year unlimited km



Nissan's commitment to the environment
Nissan's environmental philosophy embraces people, vehicles and nature. In the pursuit of a sustainable mobile society, the Nissan Green Program aims to reduce the environmental impact of Nissan vehicles at every stage of the vehicle life cycle, while corporate activities address environmental challenges.

DISCLAIMER
Every effort has been made to ensure that the content of this brochure is correct at the time of going to print (September 2012). This brochure has been produced featuring prototype or accessorised vehicles exhibited at motor shows and, in accordance with the company's policy of continuously improving its products, Nissan South Africa reserves the right to change the specification and the vehicles described and shown in this brochure at any time. Nissan dealers will be informed of any such modifications as quickly as possible. Please check with your local Nissan dealer to receive the most up-to-date information. Due to the limitations of the printing processes used, the colours shown in this brochure may differ slightly from the actual colours of the paint and interior trim materials used. All rights reserved.
Reproduction in whole or part of this brochure without the written permission from Nissan is forbidden. Quoted fuel consumption and emission values have been established using the prescribed method of measurement (United Nations Economic Commission for Europe "ECE" Regulation R101 in the current version) as required under current legislation. This data does not pertain to the specific vehicle and does not comprise part of the offer, but is supplied for the purpose of comparison between the various types of vehicle, in accordance with 1999/94/EC. Driving behaviour / conditions and other non-technical factors contribute towards a vehicle's fuel consumption and CO₂ emissions over and above the determined fuel efficiency of a vehicle.